

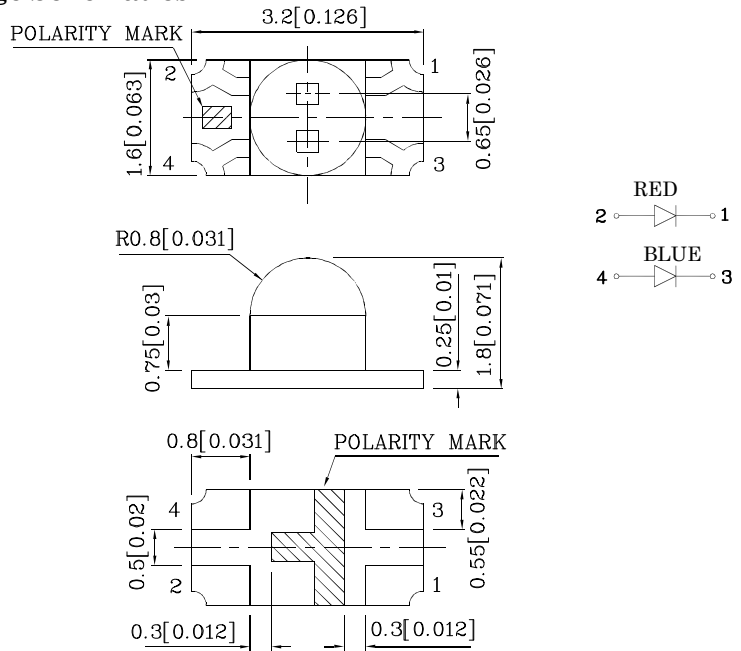
**Features**

- Ideal for indication light on hand held products
- Long life and robust package
- Standard Package: 2,000pcs/ Reel
- MSL (Moisture Sensitivity Level): 3
- RoHS compliant



**ATTENTION**  
OBSERVE PRECAUTIONS  
FOR HANDLING  
ELECTROSTATIC  
DISCHARGE  
SENSITIVE  
DEVICES

**Package Schematics**



**Notes:**

1. All dimensions are in millimeters (inches).
2. Tolerance is  $\pm 0.2(0.008)$  unless otherwise noted.
3. Specifications are subject to change without notice.

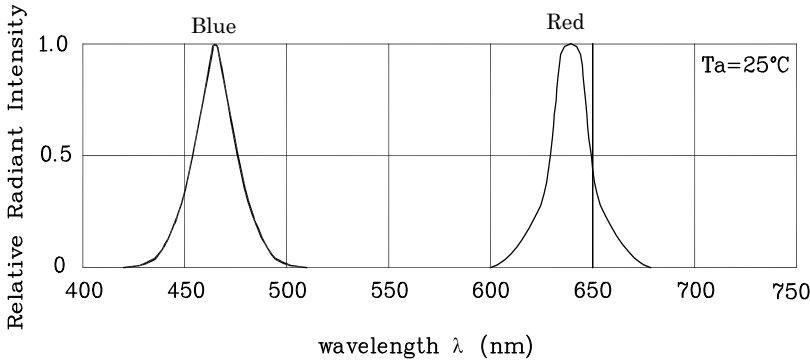
| Absolute Maximum Ratings<br>(T <sub>A</sub> =25°C)             |                  | Red<br>(AlGaInP) | Blue<br>(InGaN) | Unit |
|----------------------------------------------------------------|------------------|------------------|-----------------|------|
| Reverse Voltage                                                | V <sub>R</sub>   | 5                | 5               | V    |
| Forward Current                                                | I <sub>F</sub>   | 30               | 30              | mA   |
| Forward Current (Peak)<br>1/10 Duty Cycle<br>0.1ms Pulse Width | i <sub>FS</sub>  | 150              | 100             | mA   |
| Power Dissipation                                              | P <sub>D</sub>   | 84               | 120             | mW   |
| Electrostatic Discharge Threshold<br>(HBM)                     |                  | 3000             | 250             | V    |
| Operating Temperature                                          | T <sub>A</sub>   | -40 ~ +85        |                 | °C   |
| Storage Temperature                                            | T <sub>stg</sub> | -40 ~ +85        |                 |      |

A Relative Humidity between 40% and 60% is recommended in ESD-protected work areas to reduce static build up during assembly process (Reference JEDEC/JESD625-A and JEDEC/J-STD-033)

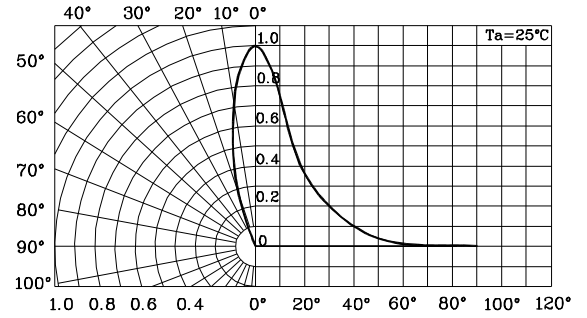
| Operating Characteristics<br>(T <sub>A</sub> =25°C)                              |                | Red<br>(AlGaInP) | Blue<br>(InGaN) | Unit |
|----------------------------------------------------------------------------------|----------------|------------------|-----------------|------|
| Forward Voltage (Typ.)<br>(I <sub>F</sub> =20mA)                                 | V <sub>F</sub> | 2.2              | 3.3             | V    |
| Forward Voltage (Max.)<br>(I <sub>F</sub> =20mA)                                 | V <sub>F</sub> | 2.8              | 4               | V    |
| Reverse Current (Max.)<br>(V <sub>R</sub> =5V)                                   | I <sub>R</sub> | 10               | 50              | uA   |
| Wavelength of Peak<br>Emission CIE127-2007* (Typ.)<br>(I <sub>F</sub> =20mA)     | λ <sub>P</sub> | 640*             | 465*            | nm   |
| Wavelength of Dominant<br>Emission CIE127-2007* (Typ.)<br>(I <sub>F</sub> =20mA) | λ <sub>D</sub> | 625*             | 470*            | nm   |
| Spectral Line Full Width<br>At Half-Maximum (Typ.)<br>(I <sub>F</sub> =20mA)     | Δλ             | 25               | 22              | nm   |
| Capacitance (Typ.)<br>(V <sub>F</sub> =0V, f=1MHz)                               | C              | 27               | 100             | pF   |

| Part Number     | Emitting Color | Emitting Material | Lens-color  | Luminous Intensity<br>CIE127-2007*<br>(I <sub>F</sub> =20mA)<br>mcd |       | Wavelength<br>CIE127-2007*<br>nm λ <sub>P</sub> | Viewing Angle<br>2θ 1/2 |
|-----------------|----------------|-------------------|-------------|---------------------------------------------------------------------|-------|-------------------------------------------------|-------------------------|
|                 |                |                   |             | min.                                                                | typ.  |                                                 |                         |
| XZM2CRKFBB55W-8 | Red            | AlGaInP           | Water Clear | 3000                                                                | 4190  | 640*                                            | 30°                     |
|                 | Blue           | InGaN             |             | 700*                                                                | 1295* |                                                 |                         |
|                 |                |                   |             | 120                                                                 | 278   | 465*                                            |                         |
|                 |                |                   |             | 120*                                                                | 278*  |                                                 |                         |

\*Luminous intensity value and wavelength are in accordance with CIE127-2007 standards.  
Jul 25,2016

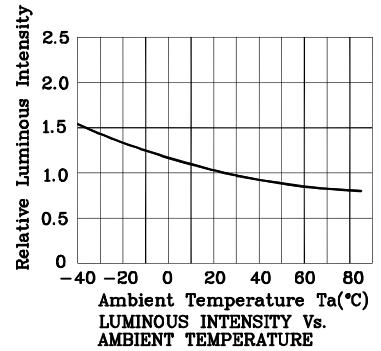
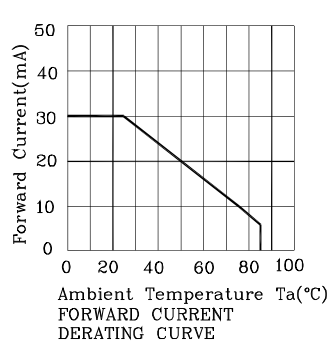
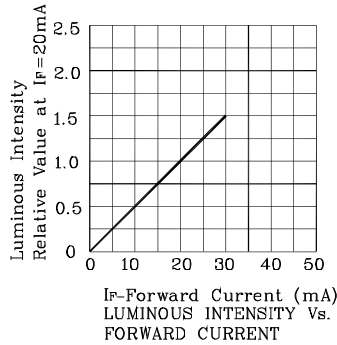
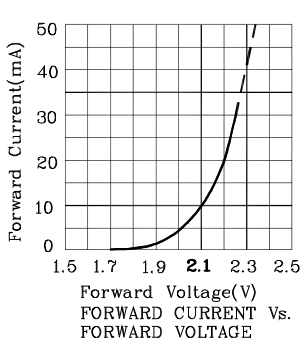


RELATIVE INTENSITY Vs. CIE WAVELENGTH

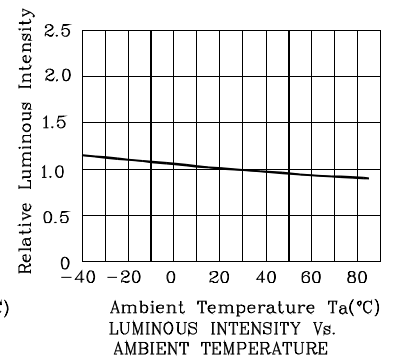
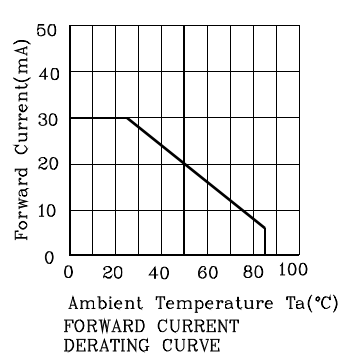
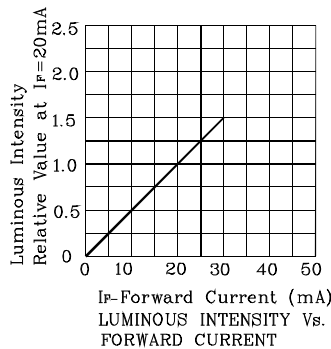
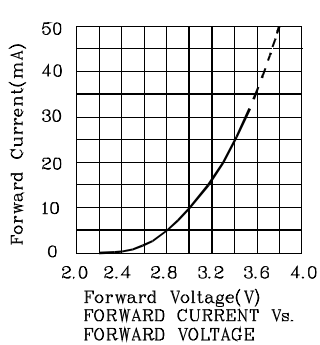


SPATIAL DISTRIBUTION

❖ Red



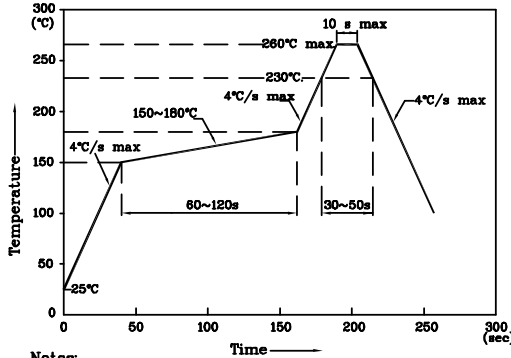
❖ Blue



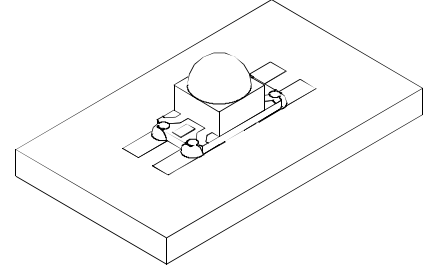
LED is recommended for reflow soldering and soldering profile is shown below.

❖ The device has a single mounting surface. The device must be mounted according to the specifications.

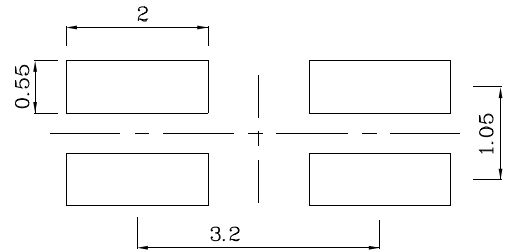
Reflow Soldering Profile for SMD Products (Pb-Free Components)



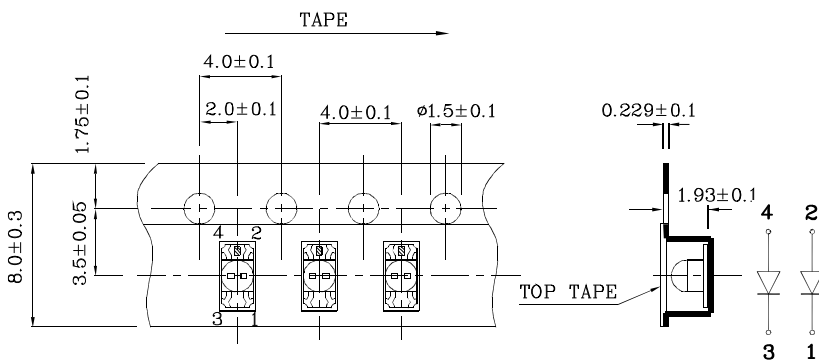
- Notes:
1. Maximum soldering temperature should not exceed 260°C
  2. Recommended reflow temperature: 145°C-260°C
  3. Do not put stress to the epoxy resin during high temperatures conditions



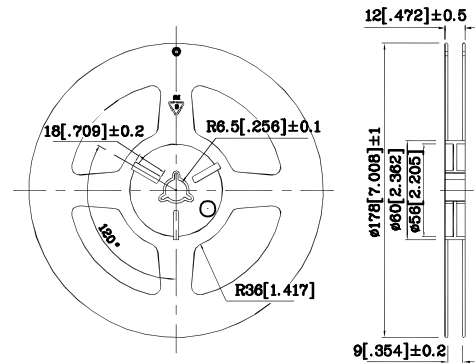
❖ Recommended Soldering Pattern (Units : mm; Tolerance: ± 0.1)



❖ Tape Specification (Units : mm)



❖ Reel Dimension



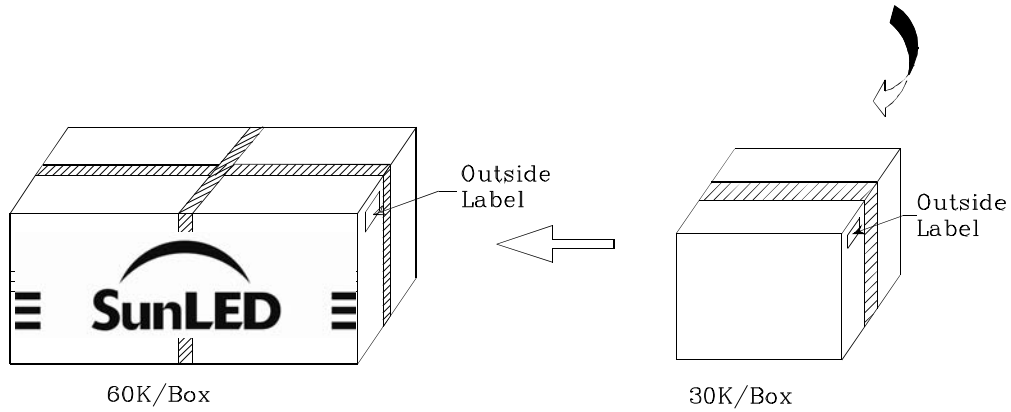
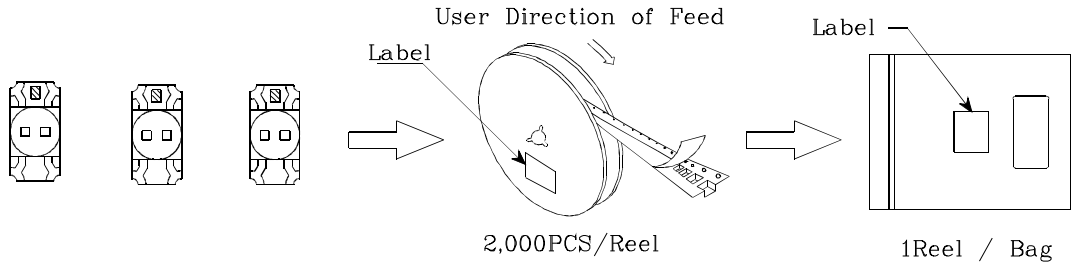
Remarks:


If special sorting is required (e.g. binning based on forward voltage, Luminous intensity / luminous flux, or wavelength), the typical accuracy of the sorting process is as follows:

1. Wavelength: +/-1nm
2. Luminous intensity / luminous flux: +/-15%
3. Forward Voltage: +/-0.1V

Note: Accuracy may depend on the sorting parameters.

**PACKING & LABEL SPECIFICATIONS**






Q.C.

Q C

XX XX XXXX

PASSED

|                                                                                                                  |           |
|------------------------------------------------------------------------------------------------------------------|-----------|
| P/NO : XZxx55x-8                                                                                                 |           |
| QTY : 2,000 PCS                                                                                                  | CODE: XXX |
| S/N : XX                                                                                                         |           |
| LOT NO:                                                                                                          |           |
| <br>XXXXXXXXXXXXXXXXXXXXXXXX |           |
| RoHS Compliant                                                                                                   |           |

**TERMS OF USE**

1. Data presented in this document reflect statistical figures and should be treated as technical reference only.
2. Contents within this document are subject to improvement and enhancement changes without notice.
3. The product(s) in this document are designed to be operated within the electrical and environmental specifications indicated on the datasheet. User accepts full risk and responsibility when operating the product(s) beyond their intended specifications.
4. The product(s) described in this document are intended for electronic applications in which a person's life is not reliant upon the LED. Please consult with a SunLED representative for special applications where the LED may have a direct impact on a person's life.
5. The contents within this document may not be altered without prior consent by SunLED.
6. Additional technical notes are available at <http://www.SunLEDusa.com/TechnicalNotes.asp>