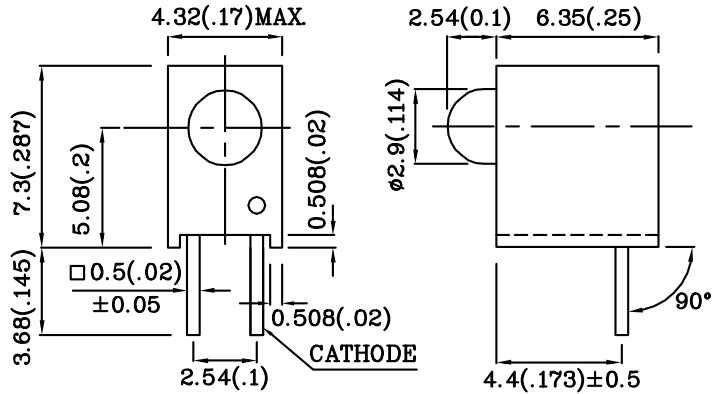


**Features**

- PRE-TRIMMED LEADS FOR PC MOUNTING.
- I.C. COMPATIBLE.
- BLACK CASE ENHANCES CONTRAST RATIO.
- WIDE VIEWING ANGLE.
- HIGH RELIABILITY LIFE MEASURED IN YEARS.
- UL RATING : 94V-0.
- HOUSING MATERIAL: TYPE 66 NYLON.



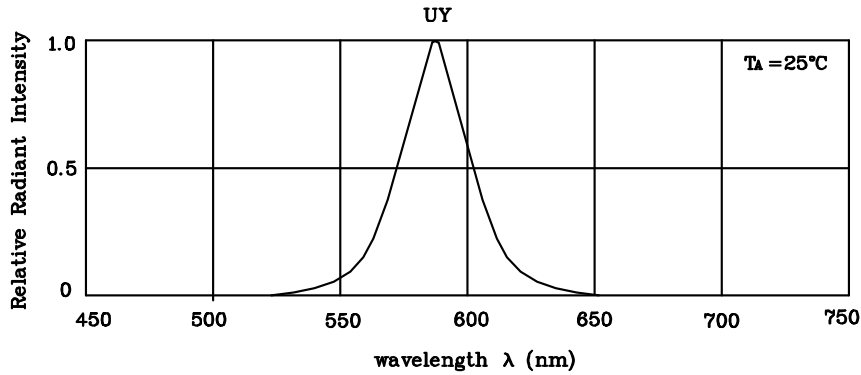
Notes:

1. All dimensions are in millimeters (inches).
2. Tolerance is ± 0.25(0.01") unless otherwise noted.

Absolute maximum ratings (TA=25°C)		UY (GaAsP/GaP)	Unit
Reverse voltage	VR	5	V
Forward current	IF	30	mA
Forward current (peak) 1/10Duty cycle 0.1ms pulse width	iFS	140	mA
Power dissipation	PT	105	mW
Operating temperature	TA	-40 ~ +85	°C
Storage temperature	Tstg	-40 ~ +85	
Lead solder temperature [2mm below package base]	260°C For 5 Seconds		

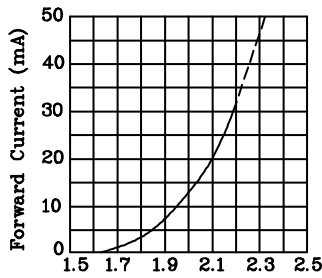
Operating Characteristics (TA=25°C)		UY (GaAsP/ GaP)	Unit
Forward voltage (typ.) (IF=10mA)	VF	1.95	V
Forward voltage (max.) (IF=10mA)	VF	2.5	V
Reverse current (VR=5V)	IR	10	uA
Wavelength at peak emission (IF=10mA)	λ peak	590	nm
Wavelength at Dominate emission (IF=10mA)	λ D	588	nm
Spectral Line half-width (IF=10mA)	Δλ	35	nm
Capacitance (VF=0V, f=1MHz)	C	20	pF

Part Number	Emitting Color	Emitting Material	Lens-color	Luminous Intensity (IF=10mA) mcd		Wavelength nm λ P	Viewing Angle 2 θ 1/2
				min.	typ.		
XNK1LUY32D	Yellow	GaAsP/GaP	Yellow Diffused	5	14	590	60°
Published Date : SEP 14,2003      Drawing No : XDSA2756      V2      Checked : B.L.LIU      P.1/2							

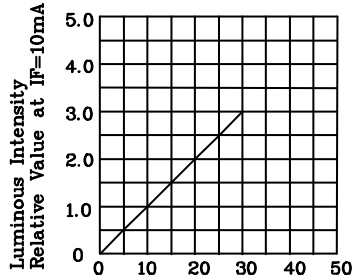


RELATIVE INTENSITY Vs. WAVELENGTH

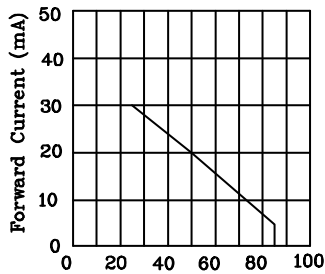
❖ UY



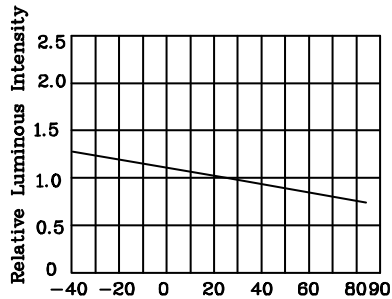
Forward Voltage(V)  
FORWARD CURRENT Vs.  
FORWARD VOLTAGE



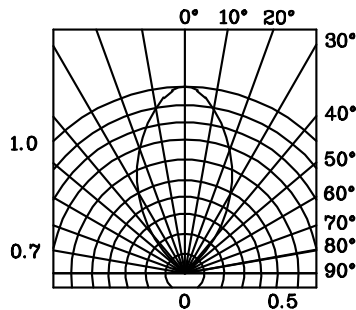
$I_F$ -Forward Current (mA)  
LUMINOUS INTENSITY Vs.  
FORWARD CURRENT



Ambient Temperature  $T_A$ ( $^\circ\text{C}$ )  
FORWARD CURRENT  
DERATING CURVE



Ambient Temperature  $T_A$ ( $^\circ\text{C}$ )  
LUMINOUS INTENSITY Vs.  
AMBIENT TEMPERATURE



SPATIAL DISTRIBUTION