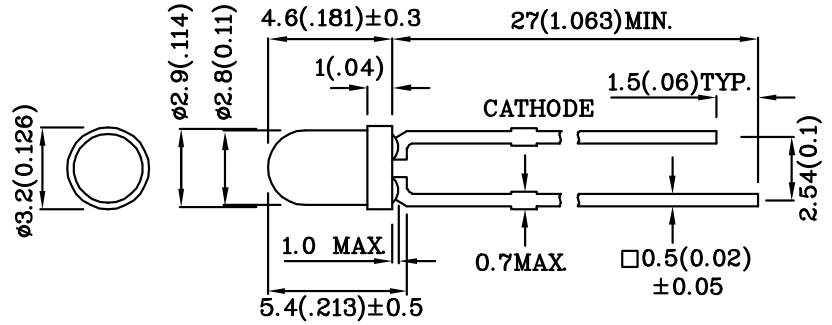


Features

- LOW POWER CONSUMPTION.
- POPULAR T-1 DIAMETER PACKAGE.
- GENERAL PURPOSE LEADS.
- RELIABLE AND RUGGED.
- LONG LIFE - SOLID STATE RELIABILITY.
- AVAILABLE ON TAPE AND REEL.



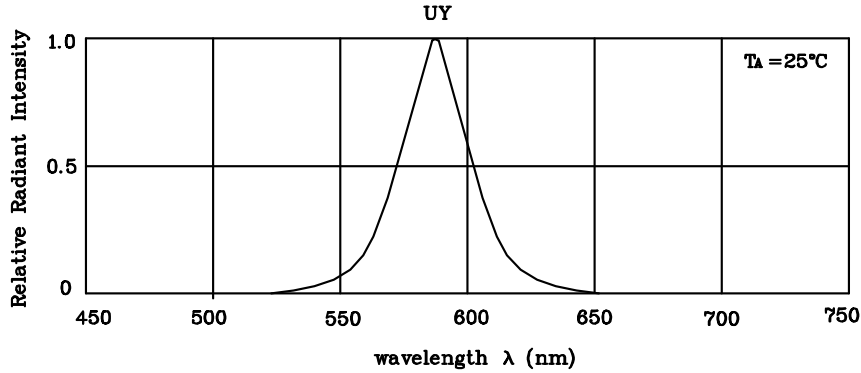
Notes:

1. All dimensions are in millimeters (inches).
2. Tolerance is $\pm 0.25(0.01)$ " unless otherwise noted.

Absolute maximum ratings (TA=25°C)		UY (GaAsP/GaP)	Unit
Reverse voltage	V _R	5	V
Forward current	I _F	30	mA
Forward current (peak) 1/10Duty cycle 0.1ms pulse width	i _{FS}	140	mA
Power dissipation	P _T	105	mW
Operating temperature	T _A	-40 ~ +85	°C
Storage temperature	T _{stg}	-40 ~ +85	
Lead solder temperature [2mm below package base]	260°C For 5 Seconds		

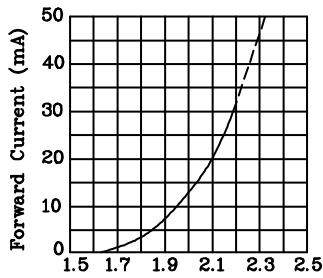
Operating Characteristics (TA=25°C)		UY (GaAsP/ GaP)	Unit
Forward voltage (typ.) (I _F =10mA)	V _F	1.95	V
Forward voltage (max.) (I _F =10mA)	V _F	2.5	V
Reverse current (V _R =5V)	I _R	10	uA
Wavelength at peak emission (I _F =10mA)	λ peak	590	nm
Wavelength at Dominate emission (I _F =10mA)	λ D	588	nm
Spectral Line half-width (I _F =10mA)	Δλ	35	nm
Capacitance (V _F =0V, f=1MHz)	C	20	pF

Part Number	Emitting Color	Emitting Material	Lens-color	Luminous Intensity (I _F =10mA) mcd		Wavelength nm λ P	Viewing Angle 2 θ 1/2
				min.	typ.		
XLUY32W	Yellow	GaAsP/GaP	Water Clear	8	18	590	50°
Published Date : AUG 26,2003				Drawing No : XDSA2336		V2 Checked : B.L.LIU P.1/2	

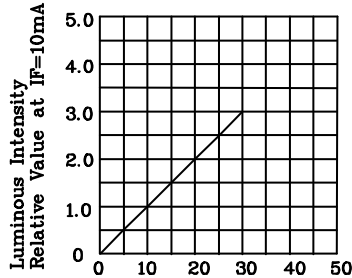


RELATIVE INTENSITY Vs. WAVELENGTH

❖ UY



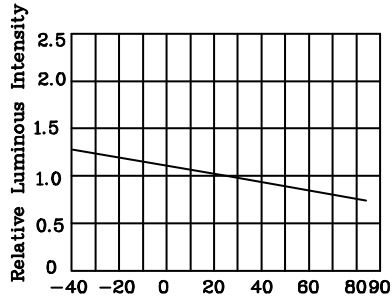
Forward Voltage(V)
**FORWARD CURRENT Vs.
FORWARD VOLTAGE**



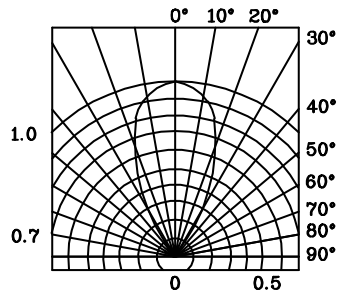
I_f -Forward Current (mA)
**LUMINOUS INTENSITY Vs.
FORWARD CURRENT**



Ambient Temperature T_A ($^\circ\text{C}$)
**FORWARD CURRENT
DERATING CURVE**



Ambient Temperature T_A ($^\circ\text{C}$)
**LUMINOUS INTENSITY Vs.
AMBIENT TEMPERATURE**



SPATIAL DISTRIBUTION